

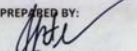



**CY 2013 FINANCIAL PLAN OF MAJOR PROGRAMS AND PROJECTS**  
(In Thousand Pesos)


DEPARTMENT/AGENCY: **NEDA REGION 02, Tuguegarao city**

BED NO: **1-A**

PROGRAMS/ACTIVITIES/PROJECTS (PAP)/ MAJOR FINAL OUTPUT (MFO)/ FUND SOURCE	P/A/P CODE	PREVIOUS YEAR		CURRENT YEAR - CY 2013														
		(CY 2012) OBLIGATIONS		BUDGETARY ALLOCATION				OBLIGATION PROGRAM							TOTAL			
		ACTUAL	ESTIMATE	Per NEP or GAA				NOT NEEDING CLEARANCE				NEEDING CLEARANCE			TOTAL			
		Jan.-Oct.31	Nov.1-De	PS	MOOE	CO	TOTAL	Q1	Q2	Q3	Q4	TOTAL	Q1	Q2	Q3	Q4	TOTAL	
1	2	3	4	5	6	7	8	9	10	11	12	13	14	15	16	17	18	
<b>1. CURRENT BUDGET</b>																		
<b>OF WHICH: Key or Major Programs/Projects:</b>																		
<b>KRA No.02- Poverty Reduction and Empowerment of the Poor and the Vulnerable</b>																		
<b>1. Plan and Policy Formulation</b>		5,297.0	1,624.0	8,712.0	481.0	-	9,193.0	2,247.0	2,452.0	2,092.0	2,402.0	9,193.0						9,193.0
<b>2. Project Dev't, Invest. Prog. &amp; Budgeting</b>		3,830.0	947.0	6,315.0	141.0	-	6,456.0	1,505.5	1,757.5	1,485.5	1,707.5	6,456.0						6,456.0
<b>3. Project Monitoring &amp; Evaluation</b>		3,297.0	734.0	300.0	3,731.0	-	4,031.0	1,307.8	857.8	907.8	957.8	4,031.0						4,031.0
<b>5. Knowledge Management</b>		-	64.0	-	64.0	-	64.0	16.0	16.0	16.0	16.0	64.0						64.0
<b>6. Internal Operations &amp; Management</b>		10,423.0	1,799.0	9,158.0	2,943.0	2,165.0	14,266.0	2,968.0	3,214.0	3,937.0	4,147.0	14,266.0						14,266.0
<b>TOTAL</b>		<b>22,847.0</b>	<b>5,168.0</b>	<b>24,485.0</b>	<b>7,360.0</b>	<b>2,165.0</b>	<b>34,010.0</b>	<b>8,044.3</b>	<b>8,297.3</b>	<b>8,438.3</b>	<b>9,230.3</b>	<b>34,010.0</b>						<b>34,010.0</b>

PREPARED BY:  
  
JENNIE LYN M. BUDUAN  
Accountant III

NOTED BY:  
  
ELVIRA L. ALAN  
Chief, Operations Division


RECOMMENDED BY:  
  
MARYANNE E.R. DABAQUAY  
OIC-Regional Director

**MONTHLY CASH PROGRAM**  
CY 2013  
In Thousand Pesos

Department/Agency: NATIONAL ECONOMIC AND DEVELOPMENT AUTHORITY - RO2

BED No. 3-A

PARTICULARS	TOTAL PROGRA M	TAX REMITTA NCE	PROGRA M (NET OF TRA)	QUARTER 1				QUARTER 2				QUARTER 3				QUARTER 4			
				JAN	FEB	MAR	TOTAL	APRIL	MAY	JUNE	TOTAL	JULY	AUG	SEPT	TOTAL	OCT	NOV	DEC	TOTAL
I. Notice of Cash Allocation																			
A. Current Year's Budget																			
OF WHICH: Key or Major Programs/Projects:																			
KRA No.02- Poverty Reduction and Empowerment of the Poor and the Vulnerable																			
1. Plan and Policy Formulation	9,193.00	547.25	8,645.75	755.06	660.06	690.06	2,105.18	735.06	970.06	612.56	2,317.68	660.06	660.06	636.31	1,956.43	660.06	946.31	660.09	2,266.46
2. Project Dev't, Invest. Prog. & Budgeting	6,456.00	385.21	6,070.79	463.07	463.07	483.07	1,409.21	513.07	685.07	463.07	1,661.21	463.07	463.07	463.07	1,389.21	463.07	685.07	463.02	1,611.16
3. Project Monitoring & Evaluation	4,031.00	186.55	3,844.45	415.37	320.37	510.37	1,246.11	272.87	225.37	320.37	818.61	272.87	272.87	320.37	866.11	306.12	306.12	301.38	913.62
5. Knowledge Management	64.00	3.20	60.80	5.07	5.07	5.06	15.20	5.07	5.07	5.06	15.20	5.07	5.07	5.06	15.20	5.07	5.07	5.06	15.20
6. Internal Operations & Management	14,266.00	772.44	13,493.56	980.15	885.15	931.15	2,796.45	952.65	1,212.15	885.15	3,049.95	1,206.57	1,254.06	1,254.07	3,714.70	1,201.82	1,528.82	1,201.82	3,932.46
<b>IV. TOTAL CASH PROGRAM</b>	<b>34,010.00</b>	<b>1,894.65</b>	<b>32,115.35</b>	<b>2,618.72</b>	<b>2,333.72</b>	<b>2,619.71</b>	<b>7,572.15</b>	<b>2,478.72</b>	<b>3,097.72</b>	<b>2,286.21</b>	<b>7,862.65</b>	<b>2,607.64</b>	<b>2,655.13</b>	<b>2,678.88</b>	<b>7,941.65</b>	<b>2,636.14</b>	<b>3,471.39</b>	<b>2,631.37</b>	<b>8,738.90</b>

Prepared by:  
  
JENNIE LYN M. BUDUAN  
Accountant III

Approved by:  
  
MARYANNE E.R. DARAUKY  
DIC-Regional Director




**LIST OF NOT YET DUE AND DEMANDABLE OBLIGATIONS**  
**As of December 31, 2012**  
**In thousand Pesos**

Department: NATIONAL ECONOMIC AND DEVELOPMENT AUTHORITY  
 Agency/OU: Regional Office 02  
 Fund: RDC Fund 101


BED NO. 3-B

CREDITOR		FORECAST WHEN COMMITMENTS/ OBLIGATION SHALL BECOME ACCOUNTS PAYABLE					
Name	COMMITMENTS/ OBLIGATIONS (BALANCE/ AMOUNT)	Within 360 days				Total	Beyond 360 days (Over 1 year)
		91 days and below Jan1- Mar 31	92 -180 days Apr 1- Jun 30	181-270 days July 1-Sept 30	271-360 days Oct 1- Dec 31		
<b>I. INTERNAL CREDITORS</b>							
Personal Services							
MOOE							
Capital Outlay							
<b>II. EXTERNAL CREDITORS</b>							
Personal Services							
MOOE							
1. Various	65	65				65	
						0	
						0	
Capital Outlay							
<b>III. Grand Total</b>	<b>65</b>	<b>65</b>	<b>0</b>	<b>0</b>	<b>0</b>	<b>65</b>	<b>0</b>

Prepared by:

  
**JENNIE LYN M. BUDUAN**  
 Accountant III

Approved by:

  
**MARYANNE E.R. DARAUAY**  
 OIC-Regional Director