

**STATEMENT OF APPROPRIATIONS, ALLOTMENTS, OBLIGATIONS, DISBURSEMENTS AND BALANCES**

As of the Quarter Ending December 31, 2013

Department: Regional Development Council

Agency/Operating Unit : Regional Office 02

Region/Province/City: 02

Fund: RDC Fund 101

Particulars	Appropriations			4 t h Q	Allotments			Adjusted Total Allotments	Current Year Obligations				
	Authorized Appropriation	Adjus tment s	Adjusted Appropriations		Allotments Received	Trans fer To	Trans fer From		1st Quarter ending March 31	2nd Quarter ending June 30	3rd Quarter ending Sept. 30	4th Quarter ending Dec. 31	Total
1	2	3	(2+3)=4	9	5	6	7	8 = (5-6+7)	9	10	11	12	(9+10+11+12)
<b>I. CURRENT YEAR BUDGET/APPROPRIATIONS</b>			-					-					-
<b>A. AGENCY SPECIFIC BUDGET</b>			-					-					-
Personnel Services	300,000.00		300,000.00		300,000.00			300,000.00	60,000.00	15,000.00	39,000.00	-	114,000.00
Maintenance & Other Operating Expenses	3,731,000.00		3,731,000.00		3,731,000.00			3,731,000.00	947,811.43	880,100.91	956,954.02	688,616.83	3,473,483.19
Financial Expenses			-					-					-
Capital Outlays			-					-					-
<b>B. SPECIAL PURPOSE FUNDS</b>			-					-					-
Miscellaneous Personnel Benefits Fund			-					-					-
Pension and Gratuity Fund / Retirement Benefits Fund			-					-					-
Priority Development Assistance Fund			-					-					-
Others (please specify)			-					-					-
<b>C. AUTOMATIC APPROPRIATIONS</b>			-					-					-
Retirement and Life Insurance Premium			-					-					-
Customs Duties and Taxes			-					-					-
Maintenance & Other Operating Expenses			-					-					-
Others (please specify)			-					-					-
<b>TOTAL CURRENT YEAR BUDGET /APPROPRIATIONS</b>	4,031,000.00	-	4,031,000.00		4,031,000.00	-	-	4,031,000.00	1,007,811.43	895,100.91	995,954.02	688,616.83	3,587,483.19
<b>II. PRIOR YEAR's BUDGET/ CONTINUING APPROPRIATIONS</b>			-					-					-
<b>D. UNRELEASED APPROPRIATION</b>			-					-					-
<b>AGENCY SPECIFIC BUDGET</b>			-					-					-
<b>E. SPECIAL PURPOSE FUNDS</b>			-					-					-
<b>F. UNOBLIGATED ALLOTMENT</b>			-					-					-
Personnel Services (under CFAG)			-					-					-
Maintenance & Other Operating Expenses	109,791.99		109,791.99		109,791.99			109,791.99	42,000.00	-	67,480.00	-	109,480.00
Capital Outlays			-					-					-
<b>TOTAL PRIOR YEAR'S BUDGET/ CONT. APPROPRIATIONS</b>	109,791.99	-	109,791.99		109,791.99	-	-	109,791.99	42,000.00	-	67,480.00	-	109,480.00
<b>GRAND TOTAL</b>	4,140,791.99	-	4,140,791.99		4,140,791.99	-	-	4,140,791.99	1,049,811.43	895,100.91	1,063,434.02	688,616.83	3,696,963.19

Certified Correct:

JENNIE LYN M. BUDUAN  
Accountant III/ Acting Budget Officer  
Date: 1/16/14

Approved by:

FERDINAND P. TUMALIUAN  
OIC-Regional Director  
Date: 1/14



## STATEMENT OF APPROPRIATIONS, ALLOTMENTS,

As of the Quarter Ending December 31, 2013

Department: Regional Development Council

Agency/Operating Unit : Regional Office 02

Region/Province/City: 02

Fund: RDC Fund 101

Particulars	Current Year Disbursements					Balances		
	1st Quarter ending March 31	2nd Quarter ending June 30	3rd Quarter ending Sept. 30	4th Quarter ending Dec. 31	Total	Unreleased Appropriation	Unobligated Allotment	Unpaid Obligations
1	14	15	16	17	(14+15+16+17)	19= (4-8)	20= (8-13)	21= (13-18)
<b>I. CURRENT YEAR BUDGET/APPROPRIATIONS</b>					-	-	-	-
<b>A. AGENCY SPECIFIC BUDGET</b>					-	-	-	-
Personnel Services	60,000.00	15,000.00	39,000.00	-	114,000.00	-	188,000.00	-
Maintenance & Other Operating Expenses	947,811.43	880,100.91	843,964.02	801,606.83	3,473,483.19	-	257,516.81	-
Financial Expenses					-	-	-	-
Capital Outlays					-	-	-	-
<b>B. SPECIAL PURPOSE FUNDS</b>					-	-	-	-
Miscellaneous Personnel Benefits Fund					-	-	-	-
Pension and Gratuity Fund / Retirement Benefits Fund					-	-	-	-
Priority Development Assistance Fund					-	-	-	-
Others (please specify)					-	-	-	-
<b>C. AUTOMATIC APPROPRIATIONS</b>					-	-	-	-
Retirement and Life Insurance Premium					-	-	-	-
Customs Duties and Taxes					-	-	-	-
Maintenance & Other Operating Expenses					-	-	-	-
Others (please specify)					-	-	-	-
<b>TOTAL CURRENT YEAR BUDGET /APPROPRIATIONS</b>	1,007,811.43	895,100.91	882,964.02	801,606.83	3,587,483.19	-	443,516.81	-
<b>II. PRIOR YEAR's BUDGET/ CONTINUING APPROPRIATIONS</b>								-
<b>D. UNRELEASED APPROPRIATION</b>					-	-	-	-
<b>AGENCY SPECIFIC BUDGET</b>					-	-	-	-
<b>E. SPECIAL PURPOSE FUNDS</b>					-	-	-	-
<b>F. UNOBLIGATED ALLOTMENT</b>					-	-	-	-
Personnel Services (under CFAG)					-	-	-	-
Maintenance & Other Operating Expenses	42,000.00	-	67,480.00	-	109,480.00	-	311.99	-
Capital Outlays					-	-	-	-
<b>TOTAL PRIOR YEAR'S BUDGET/ CONT. APPROPRIATIONS</b>	42,000.00	-	67,480.00	-	109,480.00	-	311.99	-
<b>GRAND TOTAL</b>	1,049,811.43	895,100.91	950,444.02	801,606.83	3,696,963.19	-	443,828.80	-




**List of Agency Budget Matrix/Special Allotment Release Orders / Sub-Allotment Release Orders**  
**As of the Quarter Ending December 31, 2013**

**Department: Regional Development Council**  
**Agency/Operating Unit : Regional Office 02**  
**Region/Province/City: Region 02**  
**Fund: RDC Fund 101**

No.	ABM/SARO/Sub-ARO No.	Date of ABM ARO/Sub-AR	Fund Source Reg/SPF/etc.	Allotments				Sub-Allotment to Regions/Operating Units				Total Allotments
				PS	MOOE	CO	Total 8=(5+6+7)	PS	MOOE	CO	Total 12=(9+10+11)	
1	2	3	4	5	6	7	8=(5+6+7)	9	10	11	12=(9+10+11)	13=(8-12)
<b>A. Allotments received from DBM</b>												
1	ABM-BMB-C-13-0005443	1/11/2013	GAA ACT RA 10352	300,000.00	3,731,000.00		4,031,000.00				-	4,031,000.00
2							-				-	-
3							-				-	-
4							-				-	-
5							-				-	-
6							-				-	-
7							-				-	-
8							-				-	-
9							-				-	-
10							-				-	-
11							-				-	-
12							-				-	-
13							-				-	-
14							-				-	-
15							-				-	-
	<b>Sub-total</b>			<u>300,000.00</u>	<u>3,731,000.00</u>	<u>-</u>	<u>4,031,000.00</u>	<u>-</u>	<u>-</u>	<u>-</u>	<u>-</u>	<u>4,031,000.00</u>
<b>B. Sub-allotments received from Central Office/Regional Office</b>												
1							-				-	-
2							-				-	-
3							-				-	-
4							-				-	-
5							-				-	-
6							-				-	-
	<b>Sub-Total</b>			<u>-</u>	<u>-</u>	<u>-</u>	<u>-</u>	<u>-</u>	<u>-</u>	<u>-</u>	<u>-</u>	<u>-</u>
	<b>Total Allotments</b>			<u>300,000.00</u>	<u>3,731,000.00</u>	<u>-</u>	<u>4,031,000.00</u>	<u>-</u>	<u>-</u>	<u>-</u>	<u>-</u>	<u>4,031,000.00</u>

Certified Correct:

  
**JENNIE LYN M. BUDUAN**  
 Accountant III/ Acting Budget Officer



## DETAILED STATEMENT OF CURRENT YEAR'S OBLIGATIONS, DISBURSEMENTS AND UNPAID OBLIGATIONS

As of December 31, 2013

Department: Regional Development Council

Agency/Operating Unit : Regional Office 02

Region/Province/City: Region 02

Fund: RDC Fund 101

Program/Activity/Project (P/A/P) and Account Title	Account Code	Current Year Obligations					Disbursements					Balance (Unpaid Obligations)	Breakdown of Unpaid Obligations	
		1st Quarter ending March 31	2nd Quarter ending June 30	3rd Quarter ending Sept. 30	4th Quarter ending Dec. 31	Total	1st Quarter ending March 31	2nd Quarter ending June 30	3rd Quarter ending Sept. 30	4th Quarter ending Dec. 31	Total		Accounts Payable	Obligations Not Yet Due and Demandable
1	2	3	4	5	6	7	8	9	10	11	12	13 (7-12) (14+15)	14	15
<b>1. CURRENT YEAR BUDGET/APPROPRIATIONS</b>						-					-	-		
<b>A. AGENCY SPECIFIC BUDGET</b>						-					-	-		
<b>P/A/P 1.1 Operation and Maintenance of RDC</b>						-					-	-		
<b>Personnel Services</b>						-					-	-		
Honoraria	720	60,000.00	15,000.00			75,000.00	60,000.00	15,000.00			75,000.00	-		
<b>Maintenance &amp; Other Operating Expenses</b>						-					-	-		
Traveling Expenses						-					-	-		
Travel Expenses-Local	751	73,280.00	78,947.50	110,119.24	46,575.00	308,921.74	73,280.00	78,947.50	110,119.24	46,575.00	308,921.74	-		
Travel Expenses-Foreign	752					-					-	-		
Training and Scholarship Expenses						-					-	-		
Training Expenses	753	152,486.00		4,000.00	6,000.00	162,486.00	152,486.00		4,000.00	6,000.00	162,486.00	-		
Scholarship Expenses	754					-					-	-		
Supplies and Materials Expenses						-					-	-		
Office Supplies Expenses	755	101,759.54	227,395.50	120,661.75	15,178.12	464,994.91	101,759.54	227,395.50	24,171.75	111,668.12	464,994.91	-		
Accountable Forms Expenses	756	2,750.00				2,750.00	2,750.00				2,750.00	-		
Gasoline, Oil and Lubricants Expenses	761	67,000.00	45,641.00	74,010.00	32,757.04	219,408.04	67,000.00	45,641.00	74,010.00	32,757.04	219,408.04	-		
Other Supplies Expenses	765				10,500.00	10,500.00				10,500.00	10,500.00	-		
Utility Expenses						-					-	-		
Water Expenses	766	8,048.55	8,345.55	8,798.55	8,569.80	33,762.45	8,048.55	8,345.55	8,798.55	8,569.80	33,762.45	-		
Electricity Expenses	767	90,132.40	182,377.36	132,285.29	147,372.64	552,167.69	90,132.40	182,377.36	132,285.29	147,372.64	552,167.69	-		
Communication Expenses						-					-	-		
Postage and Deliveries	771	8,082.20	14,338.80	10,381.80	19,386.40	52,189.20	8,082.20	14,338.80	10,381.80	19,386.40	52,189.20	-		
Telephone Expenses-Landline	772	16,133.67	17,062.71	11,375.75	20,358.79	64,930.92	16,133.67	17,062.71	11,375.75	20,358.79	64,930.92	-		
Telephone Expenses-Mobile	773	11,350.80	2,761.82	22,487.08		36,599.70	11,350.80	2,761.82	22,487.08		36,599.70	-		
Internet expenses	774	16,614.34	11,057.56	22,120.72	5,528.78	55,321.40	16,614.34	11,057.56	22,120.72	5,528.78	55,321.40	-		
Cable, Satellite, Telegraph and Radio Expenses	775					-					-	-		
Membership Dues and Contributions to Org.	776			14,221.04		14,221.04			14,221.04		14,221.04	-		
Awards and Indemnities	779					-					-	-		
Advertising Expenses/Promo	780					-					-	-		
Printing and Binding Expenses	781	26,000.00	47,067.00	21,247.50	1,430.00	95,714.50	26,000.00	47,037.00	21,247.50	1,430.00	95,714.50	-		
Rent Expenses	782					-					-	-		
Representation Expenses	783	151,210.00	49,072.00	112,699.60	23,470.50	335,452.10	151,210.00	49,072.00	112,699.60	23,470.50	335,452.10	-		
Transportation and Delivery Expenses	784	2,350.00	990.00	700.00	200.00	4,240.00	2,350.00	990.00	700.00	200.00	4,240.00	-		
Subscription Expenses	786	1,475.00	525.00	1,500.00	1,000.00	4,500.00	1,475.00	525.00	1,500.00	1,000.00	4,500.00	-		



**DETAILED STATEMENT OF CURRENT YEAR'S OBLIGATIONS, DISBURSEMENTS AND UNPAID OBLIGATIONS**  
As of December 31, 2013

Department: Regional Development Council  
Agency/Operating Unit : Regional Office 02  
Region/Province/City: Region 02  
Fund: RDC Fund 101

Program/Activity/Project (P/A/P) and Account Title	Account Code	Current Year Obligations					Disbursements					Balance (Unpaid Obligations)	Breakdown of Unpaid Obligations	
		1st Quarter ending March 31	2nd Quarter ending June 30	3rd Quarter ending Sept. 30	4th Quarter ending Dec. 31	Total	1st Quarter ending March 31	2nd Quarter ending June 30	3rd Quarter ending Sept. 30	4th Quarter ending Dec. 31	Total		Accounts Payable	Obligations Not Yet Due and Demandable
1	2	3	4	5	6	7	8	9	10	11	12	13 (7-12) (14+15)	14	15
Professional Services						-					-	-		
Legal Services	791					-					-	-		
Auditing Services	792				4,773.00	4,773.00				4,773.00	4,773.00	-		
Consultancy Services	793					-					-	-		
General Services	795					-					-	-		
Janitorial Services	796					-					-	-		
Security Services	797		81,198.00	121,797.00	81,198.00	284,193.00		81,198.00	121,797.00	81,198.00	284,193.00	-		
Repairs & Maintenance (RM) - Land Improvements						-					-	-		
RM - Land Improvements	802					-					-	-		
RM - Buildings						-					-	-		
RM - Office Buildings	811			10,367.00	95,129.00	105,496.00			10,367.00	95,129.00	105,496.00	-		
RM - Office Equipment, Furnitures and Fixtures						-					-	-		
RM - Office Equipment, Furnitures and Fixtures	821					-					-	-		
RM - Furniture and Fixtures	822					-					-	-		
RM - IT Equipment and Software	823	25,750.00	4,244.68	33,727.00	54,807.00	118,528.68	25,750.00	4,244.68	33,727.00	54,807.00	118,528.68	-		
RM - Machinery and Equipment						-					-	-		
RM - Machinery and Equipment	826					-					-	-		
RM - Transportation Equipment						-					-	-		
RM - Motor Vehicles	841	18,222.05	7,291.00	10,566.06	24,491.00	60,570.11	18,222.05	7,291.00	10,566.06	24,491.00	60,570.11	-		
Confidential, Intelligence, Extraordinary and Miscellaneous Expenses						-					-	-		
Extraordinary Expenses	883	5,345.00				5,345.00	5,345.00				5,345.00	-		
Miscellaneous Expenses	884		3,093.20			3,093.20		3,093.20			3,093.20	-		
Taxes, Insurance Premiums and Other Fees						-					-	-		
Taxes, Duties and Licenses	891		5,958.12		2,329.06	8,287.18		5,958.12		2,329.06	8,287.18	-		
Fidelity Bond Premiums	892	27,435.00			-	27,435.00	27,435.00				27,435.00	-		
Insurance Expenses	893	41,598.90	3,880.46		9,317.34	54,796.70	41,598.90	3,880.46		9,317.34	54,796.70	-		
Other Maintenance and Operating Expenses	969	11,000.00	430.00	15,218.31	4,739.60	31,387.91	11,000.00	430.00	15,218.31	4,739.60	31,387.91	-		
<b>B. SPECIAL PURPOSE FUNDS</b>						-					-	-		
Miscellaneous Personnel Benefits Fund						-					-	-		
Specify allotment class/object of expenditures						-					-	-		
<b>C. AUTOMATIC APPROPRIATIONS</b>						-					-	-		
Retirement and Life Insurance Premium						-					-	-		
Specify object of expenditures						-					-	-		
<b>TOTAL CURRENT YEAR BUDGET/APPROPRIATION</b>		918,023.45	805,647.26	858,283.69	615,111.07	3,197,065.47	918,023.45	805,647.26	781,793.69	711,601.07	3,197,065.47	-	-	-



## DETAILED STATEMENT OF CURRENT YEAR'S OBLIGATIONS, DISBURSEMENTS AND UNPAID OBLIGATIONS

As of December 31, 2013

Department: Regional Development Council

Agency/Operating Unit : Regional Office 02

Region/Province/City: Region 02

Fund: RDC Fund 101

Program/Activity/Project (P/A/P) and Account Title	Account Code	Current Year Obligations					Disbursements					Balance (Unpaid Obligations)	Breakdown of Unpaid Obligations	
		1st Quarter ending March 31	2nd Quarter ending June 30	3rd Quarter ending Sept. 30	4th Quarter ending Dec. 31	Total	1st Quarter ending March 31	2nd Quarter ending June 30	3rd Quarter ending Sept. 30	4th Quarter ending Dec. 31	Total		Accounts Payable	Obligations Not Yet Due and Demandable
1	2	3	4	5	6	7	8	9	10	11	12	13 (7-12) (14+15)	14	15
<b>II. PRIOR YEARS' BUDGET/CONTINUING APPROPRIATION</b>														
<b>D. Unreleased Appropriations</b>														
<b>E. Unobligated Allotment</b>														
<b>Maintenance &amp; Other Operating Expenses</b>														
Traveling Expenses						-					-	-		
Travel Expenses-Local	751					-					-	-		
Travel Expenses-Foreign	752					-					-	-		
Training and Scholarship Expenses						-					-	-		
Training Expenses	753	42,000.00				42,000.00	42,000.00				42,000.00	-		
Others (pls. specify)	756			14,980.00		14,980.00			14,980.00		14,980.00	-		
<b>Financial Expenses</b>	783			52,500.00		52,500.00			52,500.00		52,500.00	-		
Bank Charges	871					-					-	-		
Interest Expenses	975					-					-	-		
<b>Capital Outlays</b>														
Office Buildings	211					-					-	-		
School Buildings	212					-					-	-		
Hospitals and Health Centers	213					-					-	-		
Office Equipment	221					-					-	-		
Furniture and Fixtures	222					-					-	-		
IT Equipment and Software	223					-					-	-		
Others (pls. specify)						-					-	-		
<b>Total PRIOR YEAR'S BUDGET/CONTINUING APPROPRIATION</b>		42,000.00	-	67,480.00	-	109,480.00	42,000.00	-	67,480.00	-	109,480.00	-	-	-
<b>GRAND TOTAL</b>		960,023.45	805,647.26	925,763.69	616,111.07	3,306,545.47	960,023.45	805,647.26	925,763.69	711,901.07	3,306,545.47	-	-	-

Certified Correct:

JENNIE LYN M. BUDUAN

Accountant III/ Acting Budget Officer

Date: 1/16/14

Approved by:

FERNANDO TUMALIUAN

OIC-Regional Director

Date: 1/16/14



**DETAILED STATEMENT OF CURRENT YEAR'S OBLIGATIONS, DISBURSEMENTS AND UNPAID OBLIGATIONS**  
As of December 31, 2013

Department: Regional Development Council  
Agency/Operating Unit : Regional Office 02  
Region/Province/City: Region 02  
Fund: RDC Fund 101

Program/Activity/Project (P/A/P) and Account Title	Account Code	Current Year Obligations					Disbursements					Balance ( Unpaid Obligations)	Breakdown of Unpaid Obligations	
		1st Quarter ending March 31	2nd Quarter ending June 30	3rd Quarter ending Sept. 30	4th Quarter ending Dec. 31	Total	1st Quarter ending March 31	2nd Quarter ending June 30	3rd Quarter ending Sept. 30	4th Quarter ending Dec. 31	Total		Accounts Payable	Obligations Not Yet Due and Demandable
1	2	3	4	5	6	7	8	9	10	11	12	= (7-12)	14	15
<b>1. CURRENT YEAR BUDGET/APPROPRIATIONS</b>						-					-	-		
<b>A. AGENCY SPECIFIC BUDGET</b>						-					-	-		
<b>P/A/P f2. Monitoring of the Implementation of the Projects of the Region</b>						-					-	-		
<b>Personnel Services</b>						-					-	-		
Honoraria	720			39,000.00		39,000.00			39,000.00		39,000.00	-		
<b>Maintenance &amp; Other Operating Expenses</b>						-					-	-		
Traveling Expenses						-					-	-		
Travel Expenses-Local	751	9,847.94	22,538.08	15,795.36	32,550.00	80,731.38	9,847.94	22,538.08	15,795.36	32,550.00	80,731.38	-		
Travel Expenses-Foreign	752					-					-	-		
Training and Scholarship Expenses						-					-	-		
Training Expenses	753					-					-	-		
Scholarship Expenses	754					-					-	-		
Supplies and Materials Expenses						-					-	-		
Office Supplies Expenses	755	1,898.00	14,284.15			16,182.15	1,898.00	14,284.15			16,182.15	-		
Accountable Forms Expenses	756		2,200.00			2,200.00		2,200.00			2,200.00	-		
Gasoline, Oil and Lubricants Expenses	761	1,400.00	12,500.00	30,000.00	6,500.00	50,400.00	1,400.00	12,500.00	30,000.00	6,500.00	50,400.00	-		
Other Supplies Expenses	765					-					-	-		
Utility Expenses						-					-	-		
Water Expenses	766		1,530.00			1,530.00		1,530.00			1,530.00	-		
Electricity Expenses	767					-					-	-		
Communication Expenses						-					-	-		
Postage and Deliveries	771	2,615.20	10,148.20	5,723.20		18,486.60	2,615.20	10,148.20	5,723.20		18,486.60	-		
Telephone Expenses-Landline	772	5,659.62		7,711.28		13,370.90	5,659.62		7,711.28		13,370.90	-		
Telephone Expenses-Mobile	773	5,637.50	18,576.97	9,094.99	21,075.76	54,385.22	5,637.50	18,576.97	9,094.99	21,075.76	54,385.22	-		
Internet expenses	774					-					-	-		
Cable, Satellite, Telegraph and Radio Expenses	775					-					-	-		
Membership Dues and Contributions to Org.	778					-					-	-		
Awards and Indemnities	779					-					-	-		
Advertising Expenses/Promo	780					-					-	-		
Printing and Binding Expenses	781	24,093.00		7,756.50	18,240.00	50,089.50	24,093.00		7,756.50	18,240.00	50,089.50	-		
Rent Expenses	782					-					-	-		
Representation Expenses	783	30,000.00	6,219.00	16,500.00	(4,860.00)	47,859.00	30,000.00	6,219.00		11,640.00	47,859.00	-		
Transportation and Delivery Expenses	784		482.25	5,000.00		5,482.25		482.25	5,000.00		5,482.25	-		
Subscription Expenses	786					-					-	-		



## DETAILED STATEMENT OF CURRENT YEAR'S OBLIGATIONS, DISBURSEMENTS AND UNPAID OBLIGATIONS

As of December 31, 2013

Department: Regional Development Council

Agency/Operating Unit : Regional Office 02

Region/Province/City: Region 02

Fund: RDC Fund 101

Program/Activity/Project (P/A/P) and Account Title	Account Code	Current Year Obligations					Disbursements					Balance (Unpaid Obligations)	Breakdown of Unpaid Obligations	
		1st Quarter ending March 31	2nd Quarter ending June 30	3rd Quarter ending Sept. 30	4th Quarter ending Dec. 31	Total	1st Quarter ending March 31	2nd Quarter ending June 30	3rd Quarter ending Sept. 30	4th Quarter ending Dec. 31	Total		Accounts Payable	Obligations Not Yet Due and Demandable
1	2	3	4	5	6	7	8	9	10	11	12	= (7-12)	14	15
Professional Services						-					-	-		
Legal Services	791					-					-	-		
Auditing Services	792					-					-	-		
Consultancy Services	793					-					-	-		
General Services	795					-					-	-		
Janitorial Services	796					-					-	-		
Other Professional Services	799					-					-	-		
Repairs & Maintenance (RM) - Land Improvements						-					-	-		
RM - Land Improvements	802					-					-	-		
RM - Buildings						-					-	-		
RM - Office Buildings	811					-					-	-		
RM - Office Equipment, Furnitures and Fixtures						-					-	-		
RM - Office Equipment, Furnitures and Fixtures	821					-					-	-		
RM - Furniture and Fixtures	822					-					-	-		
RM - IT Equipment and Software	823	8,636.72	975.00	1,089.00		10,700.72	8,636.72	975.00	1,089.00		10,700.72	-		
RM - Machinery and Equipment						-					-	-		
RM - Machinery and Equipment	826					-					-	-		
RM - Transportation Equipment						-					-	-		
RM - Motor Vehicles	841					-					-	-		
Confidential, Intelligence, Extraordinary and Miscellaneous Expenses						-					-	-		
Extraordinary Expenses	883					-					-	-		
Miscellaneous Expenses	884					-					-	-		
Taxes, Insurance Premiums and Other Fees						-					-	-		
Taxes, Duties and Licenses	891					-					-	-		
Fidelity Bond Premiums	892					-					-	-		
Insurance Expenses	893					-					-	-		
Other Maintenance and Operating Expenses	969					-					-	-		
<b>B. SPECIAL PURPOSE FUNDS</b>						-					-	-		
Miscellaneous Personnel Benefits Fund						-					-	-		
Specify allotment class/object of expenditures						-					-	-		
<b>C. AUTOMATIC APPROPRIATIONS</b>						-					-	-		
Retirement and Life Insurance Premium						-					-	-		
Specify object of expenditures						-					-	-		
<b>TOTAL CURRENT YEAR BUDGET/APPROPRIATION</b>		89,787.98	89,453.65	137,670.33	73,505.76	390,417.72	89,787.98	89,453.65	121,170.33	90,005.76	390,417.72	-	-	-



**DETAILED STATEMENT OF CURRENT YEAR'S OBLIGATIONS, DISBURSEMENTS AND UNPAID OBLIGATIONS**  
As of December 31, 2013

Department: Regional Development Council  
Agency/Operating Unit : Regional Office 02  
Region/Province/City: Region 02  
Fund: RDC Fund 101

Program/Activity/Project (P/A/P) and Account Title	Account Code	Current Year Obligations					Disbursements					Balance (Unpaid Obligations)	Breakdown of Unpaid Obligations	
		1st Quarter ending March 31	2nd Quarter ending June 30	3rd Quarter ending Sept. 30	4th Quarter ending Dec. 31	Total	1st Quarter ending March 31	2nd Quarter ending June 30	3rd Quarter ending Sept. 30	4th Quarter ending Dec. 31	Total		Accounts Payable	Obligations Not Yet Due and Demandable
1	2	3	4	5	6	7	8	9	10	11	12	= (7-12)	14	15
<b>II. PRIOR YEARS' BUDGET/CONTINUING APPROPRIATION</b>														
<b>D. Unreleased Appropriations</b>														
<b>E. Unobligated Allotment</b>														
Personnel Services						-					-	-		
Salaries and Wages						-					-	-		
Salaries and Wages - Regular	701					-					-	-		
Others (pls. specify)						-					-	-		
Maintenance & Other Operating Expenses						-					-	-		
Travelling Expenses						-					-	-		
Travel Expenses-Local	751					-					-	-		
Travel Expenses-Foreign	752					-					-	-		
Training and Scholarship Expenses						-					-	-		
Training Expenses	753					-					-	-		
Others (pls. specify)						-					-	-		
Financial Expenses						-					-	-		
Bank Charges	871					-					-	-		
Interest Expenses	975					-					-	-		
Capital Outlays						-					-	-		
Office Buildings	211					-					-	-		
School Buildings	212					-					-	-		
Hospitals and Health Centers	213					-					-	-		
Office Equipment	221					-					-	-		
Furniture and Fixtures	222					-					-	-		
IT Equipment and Software	223					-					-	-		
Others (pls. specify)						-					-	-		
<b>Total PRIOR YEAR'S BUDGET/CONTINUING APPROPRIATION</b>														
<b>GRAND TOTAL</b>		89,787.98	89,453.65	137,670.33	73,505.76	390,417.72	89,787.98	89,453.65	121,170.33	90,065.76	390,417.72	-	-	-

Certified Correct:

JENNIE LYN M. BUDUAN

Accountant III/ Acting Budget Officer

Date: 1/16/14

Approved by:

Ferdinand S. Tumaliuan

OIC-Regional Director

Date: 1/16/14




**SUMMARY OF PRIOR YEAR'S OBLIGATIONS, DISBURSEMENTS AND UNPAID PRIOR YEAR OBLIGATIONS**  
For the Period Ending December 31, 2013

Annex C


Department: Regional Development Council  
Agency/Operating Unit : Regional Office 02  
Region/Province/City: Region 02  
Fund: RDC Fund 101

Particulars	PRIOR YEAR'S OBLIGATIONS			DISBURSEMENTS					Unpaid Obligations
	Balance Beginning of the year	Adjustments	Adjusted Balance	1st Quarter ending March 31	2nd Quarter ending June 30	3rd Quarter ending Sept. 30	4th Quarter ending Dec. 31	Total	
1	2	3	(2+3)=4	5	6	7	8	9 = (5+6+7+8)	10
<b>I. PRIOR YEARS' ACCOUNTS PAYABLE</b>									
Personnel Services			-					-	
Maintenance & Other Operating Expenses	27,336.00		27,336.00	27,336.00				27,336.00	
Capital Outlays			-					-	
<b>TOTAL</b>	27,336.00	-	27,336.00	27,336.00	-	-	-	27,336.00	-
<b>II. OBLIGATIONS NOT YET DUE AND DEMANDABLE</b>									
Personnel Services			-					-	
Maintenance & Other Operating Expenses			-					-	
Capital Outlays			-					-	
<b>TOTAL</b>	-	-	-	-	-	-	-	-	-
<b>GRAND TOTAL</b>	27,336.00	-	27,336.00	27,336.00	-	-	-	27,336.00	-

Certified Correct:

  
**JENNIE LYN M. BUDUAN**  
Accountant III/ Acting Budget Officer  
Date: 1/16/14

Approved by:

  
**FERDINAND P. TUMALIUAN**  
OIC-Regional Director  
Date: 16/14



**SUMMARY REPORT OF DISBURSEMENTS**  
For the Period Ending December 31, 2013

Department: Regional Development Council  
Agency/Operating Unit : Regional Office 02  
Region/Province/City: Region 02  
Fund: RDC Fund 101

PARTICULARS	CURRENT YEAR BUDGET				PRIOR YEAR'S BUDGET				PRIOR YEARS' OBLIGATIONS				SUB-TOTAL	T LIABILITIES				GRAND TOTAL				Remark
	PS	MOOE	CO	TOTAL	PS	MOOE	CO	TOTAL	PS	MOOE	CO	TOTAL		PS	CO	Th		PS	MOOE	CO	TOTAL	
(1)	(2)				(3)				(4)				(5)=2+3+4	(6)				(8)				(9)
<b>FIRST QUARTER</b>																						
Notice of Cash Allocation				-				-				-	-					-	-	-	-	
MDS Checks Issued	60,000.00	842,671.78		902,671.78	42,000.00			42,000.00				-	944,671.78					60,000.00	884,671.78		944,671.78	
Advice to Debit Account				-				-				-	-					-	-	-	-	
Tax Remittance Advices Issued		18,619.65		18,619.65				-				-	18,619.65					-	18,619.65		18,619.65	
Cash Disbursement Ceiling				-				-				-	-					-	-	-	-	
Non-Cash Availment Authority				-				-				-	-					-	-	-	-	
<b>TOTAL</b>	60,000.00	861,291.43	#	921,291.43	#	42,000.00	#	42,000.00	-	-	-	-	963,291.43	#	#	#	#	60,000.00	903,291.43		963,291.43	
<b>SECOND QUARTER</b>																						
Notice of Cash Allocation				-				-				-	-					-	-	-	-	
MDS Checks Issued	15,000.00	935,695.18		950,695.18				-	27,336.00			27,336.00	978,031.18					15,000.00	963,031.18		978,031.18	
Advice to Debit Account				-				-				-	-					-	-	-	-	
Tax Remittance Advices Issued		30,925.73		30,925.73				-				-	30,925.73					-	30,925.73		30,925.73	
Cash Disbursement Ceiling				-				-				-	-					-	-	-	-	
Non-Cash Availment Authority				-				-				-	-					-	-	-	-	
<b>TOTAL</b>	15,000.00	966,620.91	#	981,620.91	#	-	#	-	27,336.00	#	27,336.00	-	1,008,956.91	#	#	#	#	15,000.00	993,956.91		1,008,956.91	
<b>THIRD QUARTER</b>																						
Notice of Cash Allocation				-				-				-	-					-	-	-	-	
MDS Checks Issued	39,000.00	822,941.34		861,941.34	67,480.00			67,480.00				-	929,421.34					39,000.00	890,421.34		929,421.34	
Advice to Debit Account				-				-				-	-					-	-	-	-	
Tax Remittance Advices Issued		21,022.68		21,022.68				-				-	21,022.68					-	21,022.68		21,022.68	
Cash Disbursement Ceiling				-				-				-	-					-	-	-	-	
Non-Cash Availment Authority				-				-				-	-					-	-	-	-	
<b>TOTAL</b>	39,000.00	843,964.02	#	882,964.02	#	67,480.00	#	67,480.00	-	-	-	-	950,444.02	#	#	#	#	39,000.00	911,444.02		950,444.02	
<b>FOURTH QUARTER</b>																						
Notice of Cash Allocation				-				-				-	-					-	-	-	-	
MDS Checks Issued		776,911.06		776,911.06				-				-	776,911.06					-	776,911.06		776,911.06	
Advice to Debit Account				-				-				-	-					-	-	-	-	
Tax Remittance Advices Issued		24,695.77		24,695.77				-				-	24,695.77					-	24,695.77		24,695.77	
Cash Disbursement Ceiling				-				-				-	-					-	-	-	-	
Non-Cash Availment Authority				-				-				-	-					-	-	-	-	
<b>TOTAL</b>	-	801,606.83	#	801,606.83	#	-	#	-	-	-	-	-	801,606.83	#	#	#	#	-	801,606.83		801,606.83	
<b>GRAND TOTAL</b>	114,000.00	3,473,483.19	#	3,587,483.19	#	109,480.00	#	109,480.00	-	27,336.00	#	27,336.00	3,724,299.19	#	#	#	#	114,000.00	3,610,299.19		3,724,299.19	

Certified Correct:

JENNIE LYN M. BUDUAN  
Accountant III/ Acting Budget Officer  
Date: 1/14/14

Approved by:

FERNANDO P. TUMALIUAN  
OIC-Regional Director  
Date: 1/14/14